

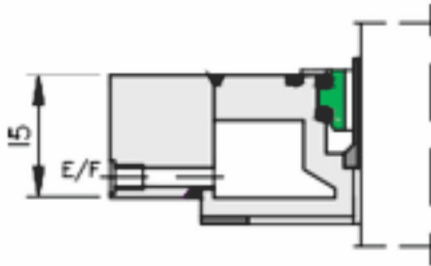


CHARACTERISTICS

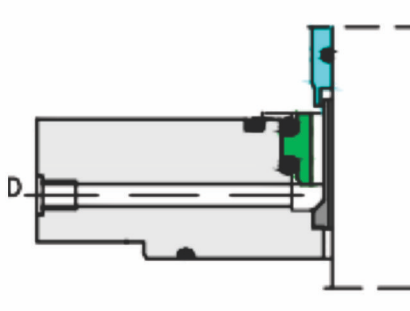
- Balanced.
- System attached to the shaft by allen screws
- Not dependent on the rotation direction.
- External mounting.

SECTOR

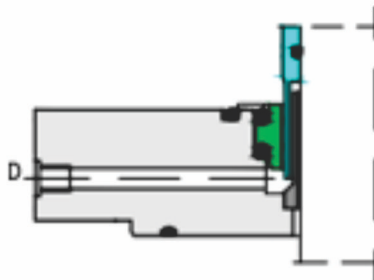
- Chemical industry
- Pharmaceutical industry
- Food and beverage industry
- Reactors
- Polymerization agitators
- Mixers



Type A: Cooling flange. It can also be used as a heating Cflange (Tmax= + 350 °C)



Leakage drain. It can also be used alternatively as a flush.



Polymerisation barrier. It can also be used alternatively as a leakage drain or a flush.

OPERATING RANGE

Vessel pressure: p = vacuum (7 mbara) ... 5 bar (73 PSI)
 Vessel temperature: t = -30 °C ... +175 °C
 (-22 °F ... +347 °F)
 Sliding velocity: vg = max. 1.0 m/s (3 ft/s)
 Allowable gas consumption: 2 NI/h

(*) The temperature resistance depends on the material of the secondary seals used.
 The operating limits are defined by the PV factor which is determined for the sealing system characteristics and those of the application.

ADVANTAGE

- AD510 includes housing
- Options: Cooling jacket on the flange side of the boiler with carbon throttle and version with gas flushing and lip seal

SEAL FACE MATERIALS.

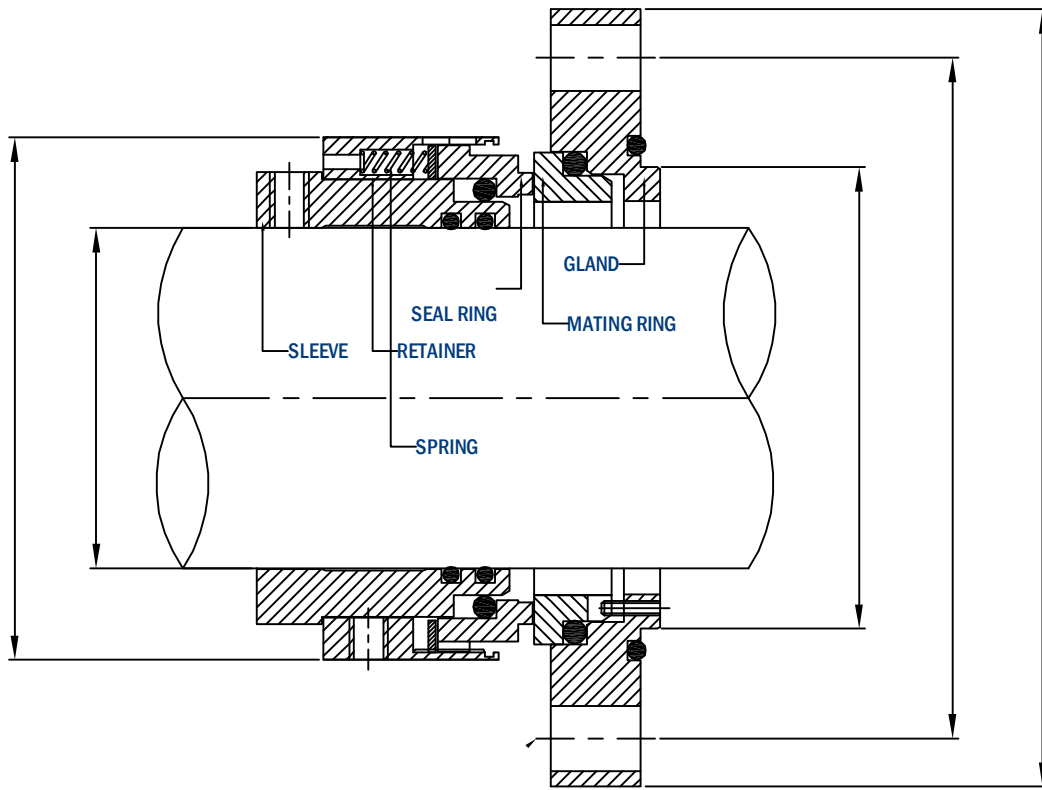
- Antimony impregnated carbon graphite
- Resin impregnated carbon graphite
- Sintered silicon carbide
- Reaction bonded silicon carbide
- Tungsten carbide

FEATURES

- Dry running
- Single seal
- Independent of direction of rotation

DESCRIPTION

Multispring mechanical seal for vertical agitators with moderate speeds. The stationary part can use lubrications systems: flush connection or/and refrigeration flange.



DIMENSIONS IN INCHES

Shaft	Rotary					Stationery				
(")	mm	l1	l3	d5	d2	d3	d4	d6	d8	l4
1,000	25	40,5	41,5	68	34	148	-	100	132	11
1,125	28	40,5	41,5	68	34	148	55	100	132	11
1,250	32	40,5	41,5	73	39	153	60	105	137	11
1,375	35	40,5	41,5	73	39	153	60	105	137	11
1,500	38	40,5	41,5	78	44	158	65	110	142	11
1,625	45	40,5	41,5	83	49	163	68	115	152	11
1,750	-	40,5	41,5	83	49	163	68	115	152	11
1,875	48	40,5	41,5	88	54	178	73	125	160	14
1,125	50	40,5	41,5	88	54	178	73	125	160	14
2,000	55	40,5	41,5	93	59	183	78	130	165	14
2,125	-	40,5	41,5	93	59	183	78	130	165	14
2,250	60	40,5	41,5	98	64	188	85	135	170	14
2,375	65	40,5	44,5	103	69	193	90	140	175	14
2,500	-	40,5	44,5	103	69	193	90	140	175	14
6,625	70	43,5	44,5	108	74	198	95	145	180	14
2,750	-	43,5	44,5	108	74	198	95	145	180	14
2,875	75	43,5	44,5	113	79	203	100	150	185	14
3,000	80	43,5	44,5	118	84	208	105	155	190	14
3,250	85	43,5	44,5	123	89	213	110	160	195	14
3,500	90	43,5	44,5	128	94	218	115	165	200	14
3,750	95	43,5	44,5	133	99	223	120	170	205	14
4,000	105	43,5	44,5	143	109	233	130	180	215	14
4,250	110	43,5	44,5	148	114	238	135	185	220	14
4,500	115	43,5	44,5	153	119	267	140	196	243	18
4,750	125	43,5	44,5	163	129	277	150	206	253	18
5,000	140	43,5	44,5	178	144	297	165	221	273	18
5,250	-	43,5	44,5	178	144	297	165	221	273	18
5,500	-	43,5	44,5	178	144	297	165	221	273	18
5,750	150	43,5	44,5	188	154	307	175	231	283	18
6,000	160	43,5	44,5	198	164	317	185	241	283	18
6,250	-	43,5	44,5	198	164	317	185	241	293	18

Dimensions subject to changes or modifications.